

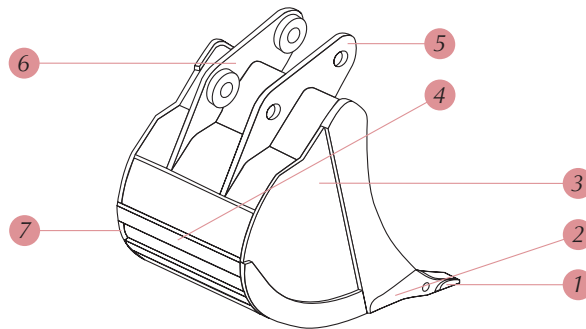
GP - HD - Quarry Bucket








- 1 Safety pin and stop on teeth.
- 2 Steel 400HB for lower wearing.
- 3 Bucket shape designed to improve the penetration.
- 4 Strips parallel with the blade.
- 5 AE Quick hitch or direct mounting.
- 6 Genuine cinematic of the excavator.
- 7 3 options GP - HP - Quarry.










Bucket

CE



Godets							
	<i>t</i>	<i>mm</i>	<i>l</i>	<i>l</i>	<i>Std</i>	<i>Kg</i>	<i>Kg</i>
Godets Rétro	1/2,4	250	30	35	3	31	35
		500	55	75	4	52	56
Godets Rétro	2,5/6	300	60	75	3	70	78
		500	110	140	4	90	115
Godets Rétro	6/11	300	-	110	3	-	130
		350/400*	-	130	3	-	145
		750/800*	-	325	5	-	190
Godets Rétro	12/15	450	220	-	3	276	-
		700	350	-	4	338	-
		1000	-	660	5	-	447
Godets Rétro	16/19	450	270	-	3	330	-
		1000	-	750	5	-	523
		1200	-	950	5	-	589
Godets Rétro	20/26	600	460	-	3	495	-
		800	600	-	3	563	-
		1300	-	1300	5	-	803
Godets Rétro	27/37	1100	-	1220	4	-	1200
		1300	-	1650	4	-	1360
		1600	-	1940	5	-	1540
Godets Rétro	38/53	1500	-	2150	5	-	1930
		1800	-	2670	5	-	2200
Godets Rétro	54/70	1800	-	3250	4	-	-
		2200	-	4120	5	-	-

*With side teeth

Godets Rétro							
	<i>t</i>	<i>mm</i>	<i>l</i>	<i>l</i>	<i>Std</i>	<i>Kg</i>	<i>Kg</i>
Godets Rétro		300	90	-	3	97	-
		400/450*	125	-	3	109	-
		550/600*	185	-	4	130	-
		700/750*	245	-	5	150	-
		850/900*	310	-	5	170	-

*With side teeth

Your dealer